


COURSE 2023 NEUROPTHALMOLOGY SIENA



Neurophthalmology Update for Clinicians 2023

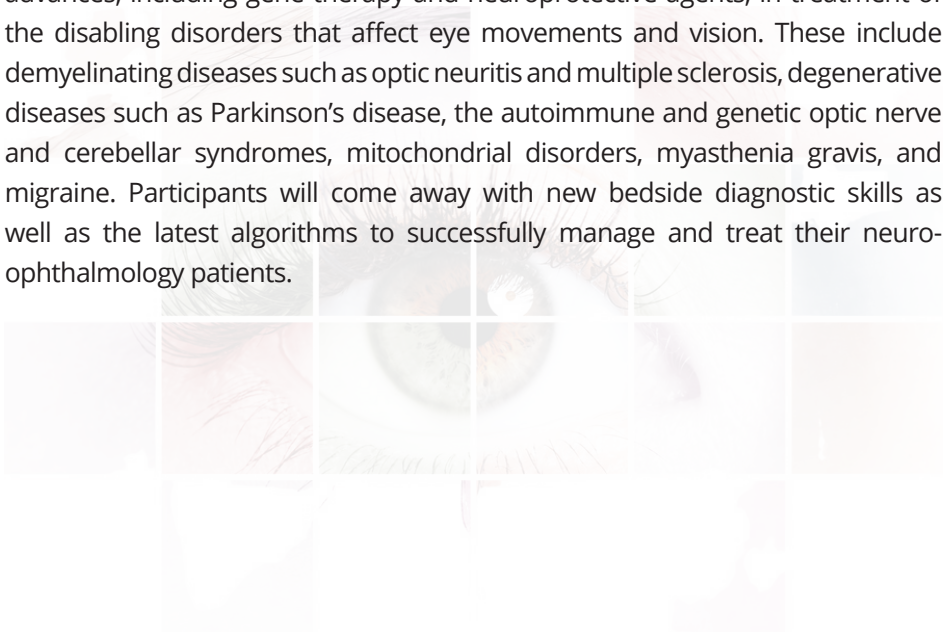
SIENA 16th, 17th September 2023

Aula Magna Azienda Ospedaliero Universitaria Senese
Via Mario Bracci, 11 - 53100 Siena

Sono stati richiesti i Patrocini di:



Neuro-ophthalmology Update for Clinicians:2023 brings the latest scientific advances in eye movement and vision research to the “clinic”, where ophthalmologists and neurologists diagnose and treat patients with neuro-ophthalmological disorders. Emphasis is on 1) the application and integration of the newer laboratory diagnostic techniques (e.g., video oculography, ocular coherence tomography (OCT), machine learning) into the traditional, bedside examination of patients with decreased or double vision, and 2) the remarkable advances, including gene therapy and neuroprotective agents, in treatment of the disabling disorders that affect eye movements and vision. These include demyelinating diseases such as optic neuritis and multiple sclerosis, degenerative diseases such as Parkinson’s disease, the autoimmune and genetic optic nerve and cerebellar syndromes, mitochondrial disorders, myasthenia gravis, and migraine. Participants will come away with new bedside diagnostic skills as well as the latest algorithms to successfully manage and treat their neuro-ophthalmology patients.



SCIENTIFIC PROGRAM

16th SEPTEMBER

08:15 - 09:00 **Registration**

09:00 - 09:15

Welcome

F. Dotta (Siena), N. De Stefano (Siena), A. Rossi (Siena)

09:15 - 09:30

Introductory talks: Neurophthalmology in Italy

M. Romano (Palermo), A. Federico (Siena)

09:30 - 10:00

Eye movements about the past experience and new perspectives

J. Leigh (Cleveland) 

10:00 - 10:30

Eye movement disorders

D. Zee (Baltimore)

10:30 - 11:00

Optic nerve disorders

G. Plant (London)

11:00 - 11:15 **Coffee break**

11:15 - 11:45

Visual attention and its disorders

M. Corbetta (Padova)

11:45 - 12:00

Q&A

12:00 - 13:15

SESSION I

Genetics in neuro-ophthalmology

Moderators: C. Battisti (Siena), S. Battistini (Siena)

12:30 - 12:30

Optic Neuropathy -New diagnostic and therapeutic perspectives for LHON

C. La Morgia (Bologna)

12:30 - 13:00

Afferent and Efferent Neuro-ophthalmology of genetic ataxias and new therapies

A. Rufa (Siena)

13:00 - 13:15

Q&A

13:15 - 14:00 *Light lunch*

POSTER SESSIONS

Moderators: F. Rosini (Siena), F. Ginanneschi (Siena)

14:00 - 15:15

SESSION II

Neuro-ophthalmology in demyelinating disorders

Moderators: M. Ulivelli (Siena), N. De Stefano (Siena)

14:00 - 14:30

The anterior visual pathway as a model for studying neurodegeneration and remyelination

C. Cordano (Genova)

14:30 - 15:00

Update on treatment in neuromyelitis optical spectrum disorders (NMO) and myelin oligodendrocyte glycoprotein antibody associated disease (MOGAD)

R. Cortese (Siena)

15:00 - 15:15

Q&A

15:15 - 15:30 *Coffee break*

15:30 - 16:45

SESSION III

Neuro-ophthalmology in ataxias and vestibular disorders

Moderators: A. Toscano (Messina); S. Bartalini (Siena)

15:30 - 16:00

Eye movements and vestibular disorders in degenerative cerebellar dysfunctions

C. Tilikete (Lyon)

16:00 - 16:30

Eye movements disorders in autoimmune cerebellar dysfunctions

E. Pretegianni (Lausanne)

16:30 - 16:45

Q&A

16:45 - 18:00

SESSION IV

Neuro-ophthalmology in myasthenia and mitochondrial diseases

Moderators: A. Mignarri (Siena), G. Siciliano (Pisa)

16:45 - 17:15

Fatigue in myasthenia gravis and multiple sclerosis – a physiological and therapeutic approach using eye movements

A. Serra (Cleveland)

17:15 - 17:45

Eye movements in neuromuscular disorders

A. Toscano (Messina)

17:45 - 18:00

Q&A

18:15 **Conclusions**

08:30 - 09:45

SESSION V

Machine learning and artificial intelligence

Moderators: R. Tassi (Siena), F. Sicurelli (Siena)

08:30 - 09:00

Machine learning and artificial intelligence in diagnosing acute vertigo

A Tarnutzer (Zurich)

09:00 - 09:30

Machine learning and artificial intelligence in early diagnosis of eye movement disorders

F Ghasia (Cleveland)

09:30 - 09:45

Q&A

09:45 - 11:00

SESSION VI

Treatments

Moderators: S. Ramat (Pavia), A Rossi (Siena)

09:45 - 10:15

Treatment of eye movement disorders – neuropharmacology and neuromodulation

A. Shaikh (Cleveland)

10:15 - 10:45

Treatment of vestibular disorders – Neuropharmacology and neuromodulation

A Shaikh (Cleveland)

10:45 - 11:00

Q&A

11:00 - 11:15 *Coffee Break*

11:15 - 12:30

SESSION VII

Diplopia and Strabismus

Moderators: G.M. Tosi (Siena), T. Hadjistilianou (Siena)

11:15 - 11:45

Diplopia and ocular misalignment in disorders of the central nervous system

J. Rucker (New York)

11:45 - 12:15

Eye movements in strabismus and amblyopia

F. Ghasia (Cleveland)

12:15 - 12:30

Q&A

12:30 - 13:45

SESSION VIII

Neuro-ophthalmology in neurodegenerative disorders

Moderators: S. Rossi (Siena), R. Marconi (Grosseto)

12:30 - 13:00

Eye movements and visual function in dementias

A. Zangrossi (Padova)

13:00 - 13:30

Eye movements in movement disorders

A. Shaikh (Cleveland)

13:30 - 13:45

Q&A

13:45 - 14:45 *Light lunch*

POSTER SESSIONS

Moderators: F. Rosini (Siena), F. Ginanneschi (Siena)

14:45 - 16:00

SESSION IX

Migraine

Moderators: D. Plantone (Siena), S. Colnaghi (Pavia)

14:45 - 15:15

Migraine with aura and other visual phenomena pathophysiology and treatment

S. Cevoli (Bologna)

15:15 - 15:45

Vestibular migraine diagnosis and treatment

M. Versino (Varese)

15:45 - 16:00

Q&A

16:00 - 16:10

Conclusions

A. Rufa (Siena), A. Shaikh (Cleveland), A. Tarnutzer (Zurich), M. Romano (Palermo)

16:10 - 16:40

Neuro-ophthalmology study group annual meeting

16:40

Closure Congress and enabling of CME online Questionnaire Scientific

COURSE DIRECTORS

A. Rufa, Siena and M. Romano Palermo

A. Shaikh, Cleveland

A. Tarnutzer, Zurich

FACULTY

- 
- S. Bartalini, Siena
 - C. Battisti, Siena
 - S. Battistini, Siena
 - S. Cevoli, Bologna
 - S. Colnaghi, Pavia
 - M. Corbetta, Padova
 - C. Cordano, Genova
 - R. Cortese, Siena
 - N. De Stefano, Siena
 - F. Dotta, Siena
 - A. Federico, Siena
 - F. Ghasia, Cleveland
 - F. Ginanneschi, Siena
 - T. Hadjistilianou, Siena
 - C. La Morgia (Bologna)
 - J. Leigh, Cleveland
 - R. Marconi, Grosseto
 - A. Mignarri, Siena
 - G. Plant, London
 - D. Plantone, Siena
 - E. Pretegianni, Lausanne
 - S. Ramat, Pavia
 - M. Romano, Palermo
 - F. Rosini, Siena
 - A. Rossi, Siena
 - S. Rossi, Siena
 - J. Rucker, New York
 - A. Serra, Cleveland
 - G. Siciliano, Pisa
 - F. Sicurelli, Siena
 - R. Tassi, Siena
 - C. Froment, Lyon
 - A. Toscano, Messina
 - G.M. Tosi, Siena
 - M. Ulivelli, Siena
 - M. Versino, Varese
 - A.Zangrossi, Padova
 - D. Zee, Baltimore

GENERAL INFORMATION

REGISTRATION FEES

Registration requires the payment of a fee.
The registration fees are VAT included.

By 10 August

FULL: € 200,00

STUDENT RESIDENT AND PHD: € 80,00

After 10 August

FULL: € 250,00

STUDENT RESIDENT AND PHD: € 100,00

The fee can be paid by credit card or Pay Pal circuit by clicking on the "PAY NOW" button available in the appropriate section of the platform. A service fee of 3.4% + €0,35 is applied to all payments by Credit Card/Paypal

Registration fee includes:

- Participation in the Congress
- Certificate of attendance
- Acquisition of CME credits in compliance with Agenas restrictions
- Congress kit
- Congress catering as scheduled

Visit the Events page of the website www.morecomunicazione.it and follow the instructions.

The organizing secretariat will provide confirmation of the registration.

POSTER SUBMISSION

The scientific contribution will be sent through the e-learning platform www.morefad.it . Only registered participants will be able to send the poster. Abstracts dealing with clinical, and research neuro-ophthalmology topics will be accepted and discussed.

The acceptance of the works will be subject to the judgment of the Scientific Secretariat. The exhibitors of the selected contributions will be contacted by our Secretariat to define the technical notes.

English language is required for the abstracts submission and preferred for posters presentation. Standard measures are recommended for posters.

The deadline for the submission of abstracts is August 21, 2023.

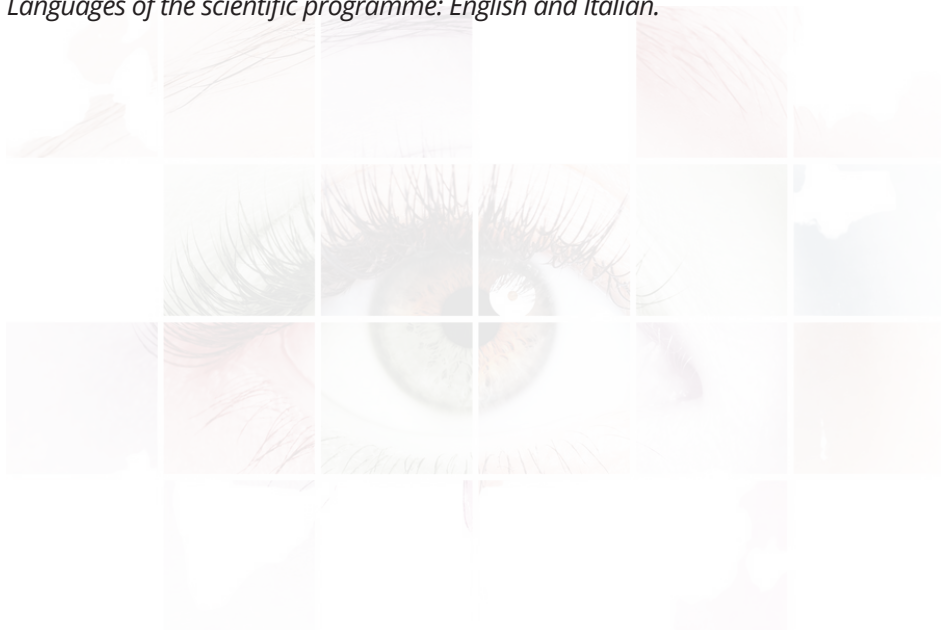
SOCIAL DINNER

The social dinner will be held on September 16, 2023; location to be defined. The cost is €30.00 plus VAT and membership must be received by 4 September 2023.

To participate you must be registered for the event and pay directly from the course page.

The Secretariat will take care of confirming the reservation and providing the invitation to be presented at the reception in the restaurant. Without this invitation it will not be possible to access the event.

Languages of the scientific programme: English and Italian.



CME ACCREDITATION

The event has been accredited by the Ministry of Health for the following professions:

Surgeon (with specialization in: Neurophysiopathology, Neurology, Ophthalmology, Otorhinolaryngology, Pediatrics, Without Specialization), Physiotherapist, Speech Therapist, Orthoptist/Ophthalmology Assistant, Audiometrist Technician and Neurophysiopathology technician.

Credits: 15

The acquisition of CME credits by participants is subject to:

1. participation in 90% of the congress hours based on the final programme (through electronic frequency detection);
2. compilation of the satisfaction questionnaire on the CME platform: www.morefad.it;
3. passing the learning assessment test on the CME platform: www.morefad.it (at least 75% of correct answers).

SCIENTIFIC QUESTIONNAIRE

At the conclusion of the Congress, and for the following 3 days, the participant will be able to finalize online the assessment test for the acquisition of CME credits (in compliance with AGENAS constraints). Please note that only one attempt to pass the test will be allowed for the CME test.

CERTIFICATE OF ATTENDANCE

At the end of the training activities described above, it will be possible to download the certificate of attendance directly from the CME platform: www.morefad.it



SEGRETERIA ORGANIZZATIVA
MORE COMUNICAZIONE
Provider ECM ID 4950
Via Cernaia, 35
00185 Roma
T: +39.06.87678154
F: +39.06.94443440
info@morecomunicazione.it
morecomunicazione.it